



NEW UDR-800A

Digital Phoropter



- *LCD Monitor Included*



Eco Friendly Design

New anti-biotic material **UDR-800A** Digital Phoropter may judge the abnormal condition of the eye and may give specific figures for prescriptions that subjective refractometry may not be able to offer,

Monocular PD measurement

It supports short distance PD (45 ~ 75mm) and short distance work (35 ~ 70cm) to make a reliable near-distance Convergence Test.

Accurate Measurements

Lens operation is speedy, and consecutive operation of jog shuttle does not skip any data, allowing more accurate and prompt vision test possible.

Auto-Shielding Functions

To minimize interruption for control power, an auto-shielding function works, when a lens more than $\pm 0.5D$ operates.




Product Overview

Ensures faster restarting time, faster lens change and a reduced operating noise.

1. Horizontal Controller
2. Forehead Prop
3. Face Protector
4. Test Window
5. Lever
6. Near Vision Vision Chart Bar
7. Forehead Fixing Dial VD Control Dial
8. VD Test Window

Near-Distance Vision Chart

Offers a distance visual acuity chart to measurement your degree of vision loss. Simply insert the vision chart bar to the UDR-800, while testing the smallest object that you can recognize.



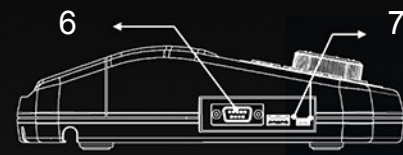
8" Touch screen LCD Monitor

8" TFT COLOR LCD features high-definition clear UI and various image for each function. Also improves data recognition for accurate visual test.

Short Key and Simplified Buttons

UDR-800A navigation buttons are minimized to 26 buttons designed to operate the necessary functions by means of Dials on Operation panel, Key pad button and the buttons on touch screen. Features a Locking system function, Prismoff, Auxoff function, External data representation and Touch masking function.

1. 8" Touch Screen (High Resolution)
2. Menu and Print Selections
3. Binocular Eye selection measurements
4. Jog Dial (Change the lenses value)
5. Masking Functions (Visual Chart)
6. RS-232 Port
7. USB Port



Convenient Output

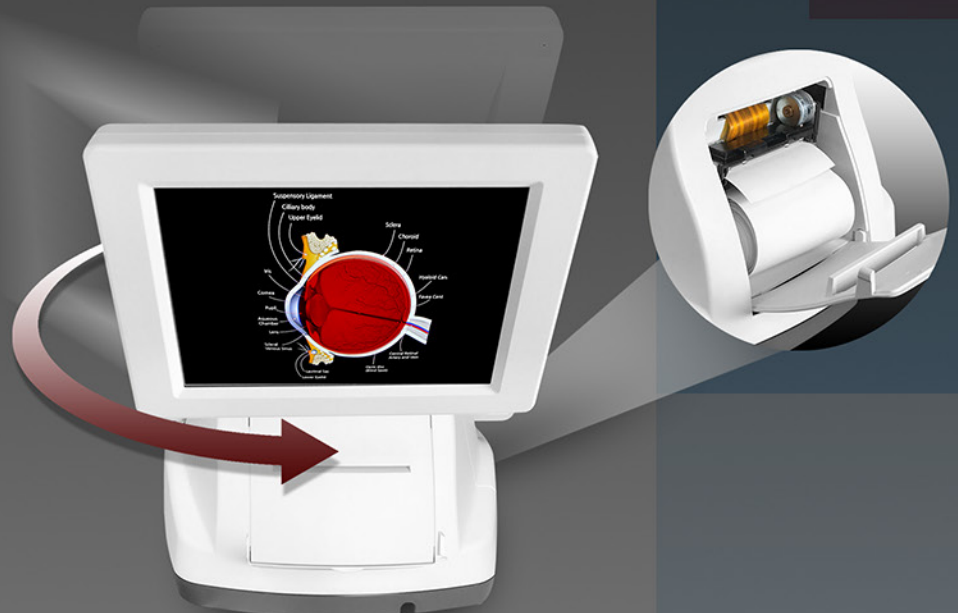
UDR-800A monitors assist all files through USB port transfer and fast real-time guide. Also, this device includes an embedded printer, where you can print all your test result.



240°

Tilting & Reversal Monitor

LCD monitor offers an advanced mobility system to accommodate all enduser with a reverse functions and can be used either by tilting or swiveling up to 240°.





Data Transmission

UDR-800A monitor inputs all eye-test information without lens operation, and offers PRESET function that put in the lenses at once.

Unit Test

- **UDR-800A** supports **30 system unit tests** in total.
 - Near Vision Acuity With Addition
 - Near Point Of Convergence Test
 - Near Point Of Accommodation Test
 - Near Point Addition Test Using Cross Grid
 - Negative Relative Accommodation Test
 - Positive Relative Accommodation Test
 - Negative Relative Convergence Test
 - Positive Relative Convergence Test
 - Test Of Cylinder Power
 - Test Of Cylinder Axis
 - Red/Green Test
 - Cross Cylinder Test-power Test
 - Cross Cylinder Test-axis Test
 - Cross Grid Test (Ver2.00 And Over)
 - Horizontal Maddox Rod Test
 - Vertical Maddox Rod Test
 - Binocular Balance Test At Polarized Light Duochrome Balance
 - Worth 4 Dots
 - Schober Horizontal and Vertical Test
 - Horizontal and Vertical Coincidence(Aniseikonia)
 - Horizontal and Vertical Phoria Test Without Fixation
 - Minute Stereo : Minute Stereo Acuity Test
 - Horizontal and Vertical Von Graefe Test



Networking System

UDR-800A could be connected with 20 competitor's products. Features a built-in Interface with Lensmeter Ref/Keratometer, Chart Projector, and LCD Projectors.

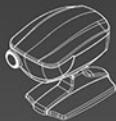
1. Ref / Keratometer Terminal
2. Operation Monitor Terminal
3. ACP-700 Terminal
4. URK-800 Terminal
5. Others Instrument Terminal
6. AC Power | Fuse (250 V)
7. Power Switch

Junction Box - Wireless system by Bluetooth

UDR-800



ACP-900



URK-SERIES



ULM-800A



ALLEGRO
Refraction Unit
(Optional)



Product Specification:

Measuring Range

Spherical Lens	-29.00 ~ +26.75D (Regular) -19.00 ~ +16.75D (Cross Cylinder, Prism Test) (Step: 0.12D / 0.25D / 0.5D / 1D / 2D / 3D) 0.00 ~ 8.75D (Step: 0.25D / 0.5D / 1D / 2D / 3D)
Cylinder Lens	0 ~ 180° (Step: 1 / 5 / 15 / 30 / 45°)
Cylinder Axis Pupil Distance	Far: 48 ~ 80 mm (Step: 0.5 / 1.0 mm) Near: 45 ~ 75 mm (Step: 0.5 / 1.0 mm)
Working Distance	35 ~ 70 cm (Step: 5 cm)
Rotary Prism	0 ~ 20 (Step: 0.1 / 0.2 / 0.5 / 1 / 2)
Cross Cylinder	Jackson Cross Cylinder 0.25D Jackson Cross Cylinder 0.50D Dual Cross Cylinder
Retinoscopy Lens	+1.5D, +2.0D (Test Distance 67cm, 50cm)

Specifications

Body	362(width) * 83(depth) * 300(height)mm,
Controller	3.5 kg 215(width) * 230 (depth) * 226(height) mm,
Junction Box	1.5 kg 266(width) * 60(depth) * 239(height) mm,
Power Supply Power Consumption	1.0 kg AC 100 ~ 240V, 50 / 60Hz 60 - 95VA

Auxiliar Lens

Open/Close Lens	Open / Close Select
Pin Hole Lens	Φ 1mm
Moddox Rod	Right eye (horizontal red), Left eye (vertical red)
Red/Green Filter	Right eye (red), Left eye (green)
Polarized Light Filter	Right eye (135°, 45°), Left eye (45°, 135°)
Separating Prism	Right eye (6 BU), Left eye (10 BI can be added to 0~5)
PD Test Lens	On / Off Select
Fixed Cross Cylinder Lens	Jackson Cross Cylinder 0.50D, Axis fixation 90°
Vision Degrees	32°