



One vision, Two sharp eyes  
with Our Innovation

# UD-800

Ultrasonic A/B Scanner and Pachymeter

## UD-800 SPECIFICATIONS



- Probe selection
- Light and Compact
- Wide touch screen monitor
- Internal Database
- Harmonic function

### [10 MHz B-Probe]

Frame rate		20 frames / sec
Maximum number of pages in a movie		200 pages × 2
Images display range	Standard	35.2 mm / 52° (at ultrasound velocity = 1550 m / sec)
	Wide	48.0 mm / 52° (at ultrasound velocity = 1550 m / sec)
Color scale		256 scale level
Scan type		Sector scanning
Transducer type		2-ring
Transducer frequency		10 MHz

### [40 MHz UBM Probe]

Frame rate		10 frames / sec
Maximum number of pages in a movie		100 pages × 2
Images display range		9 mm (W) × 7 mm (D) (at ultrasound velocity = 1550 m / sec)
Color scale		256 scale level
Scan Type		Linear scanning
Transducer type		Single
Transducer frequency		40 MHz

### Dimensions and weights

Dimension	310(W) × 214(D) × 326(H) mm
Weight	6.0 kg

### Display

TFT LCD	10.4 inch, color touch screen
---------	-------------------------------

### Power source

Input voltage	100-240 VAC
Frequency	50 / 60 Hz
Power Consumption	120 VA

**Tomey Corporation [Asia-Pacific]**  
2-11-33 Noritakeshinmachi  
Nishi-ku, Nagoya, 451-0051, Japan  
Tel: ++81-52-581-5327  
Fax: ++81-52-561-4735  
E-mail: intl@tomey.co.jp

**Tomey GmbH [Europe]**  
Wiesbadener Straße 21  
90427 Nürnberg, Germany  
Tel: ++49-911-9385462-0  
Fax: ++49-911-9385462-20  
E-mail: info@tomey.de

For more information, visit our web site <http://www.tomey.com>

©2017 Tomey Corporation. Specifications are subject to change without notice. Any products mentioned herein are registered trademarks of their respective owners.  
171012



One vision, Two sharp eyes with Our Innovation

# UD-800

Ultrasonic A/B Scanner  
and Pachymeter

New Compact All-in-one Ultrasound A/B Scan with High Resolution



- Probe selection  
B-Scan / UBM / Biometry /  
Pachymetry / A-Scan Diagnosis
- Light and Compact  
6.0 kg / 310(W) × 214(D) × 326(H) mm
- Wide touch screen monitor  
10.4 inches / 1,024 × 768
- Database  
Save data of 52,000 eyes
- Harmonic function



One vision, Two sharp eyes  
with Our Innovation

# UD-800

Ultrasonic A/B Scanner and  
Pachymeter

# New Compact All-in-one Ultrasound A/B Scan with High Resolution



## Complete probe selection

UD-800 comes with a 10 MHz B-Scan probe, and 4 more options are selectable.



A-Scan  
Diagnosis  
Option

Biometry  
Option

Pachymetry  
Option

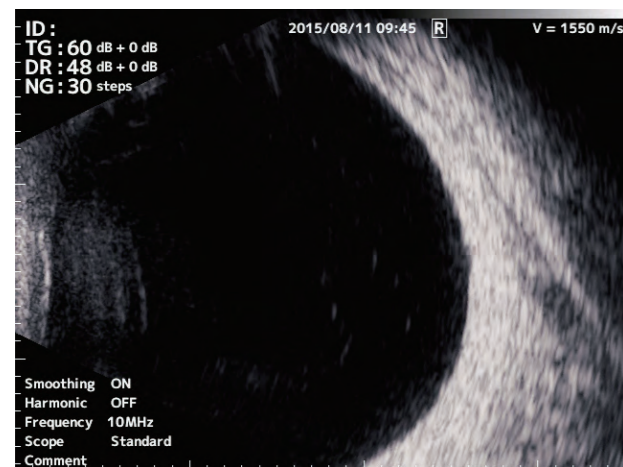
B-Scan

UBM  
Option

## Harmonic function

Harmonic function is to extract twofold frequencies (harmonic ingredients) from 10MHz ultrasound (fundamental frequency) to create images.

These images have better resolution in a lateral direction



Harmonic OFF

(vertical direction in the image) with less artifacts and show disorders such as vitreal bleeding, vitreous clouding and intraocular tumors in the tissue more clearly.



Harmonic ON

## Clinical Cases (10 MHz B-Scan probe with 2-ring array)

### Retina Detachment

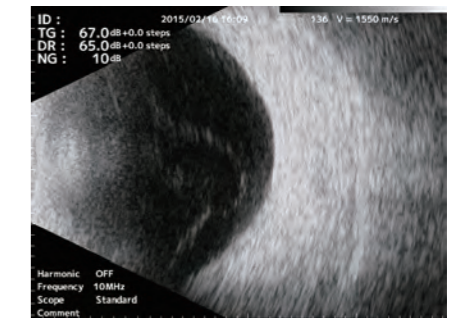


Presented by Dr. Christopher Leung  
(Chinese University of Hong Kong)

### Vitreous Degeneration

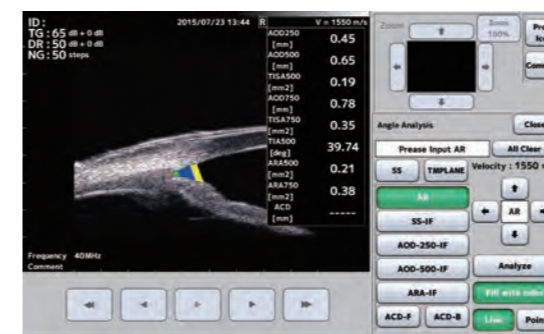


### Vitreous Detachment



## 40 MHz UBM Option

Membrane waterproof cap (disposable) provides fast and easy testing without the need of a water bath. Due to this method, patients are able to be examined even in an upright position. The back of the iris, ciliary body and inside bleb can be effectively observed for diagnosing closed angle glaucoma on the wide display.



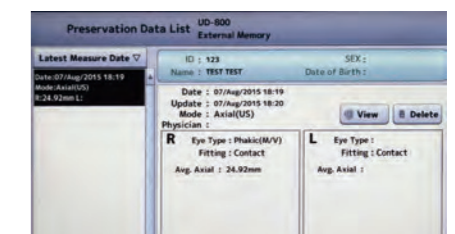
Angle Analysis



Membrane cap

## Database & Data Export

Intuitive software guides all measurement results, which can be printed out through built-in printer or external printer. It is also possible to save data on the data base with USB memory (up to 52,000 eyes with a 32GB USB memory). With the DICOM format, hospital intranetworks become efficient. Data export (CSV or JPEG) is available.



## More features

### 10 MHz Biometry (Optional)

- Multi IOL power calculation
- [ Haigis Standard, Haigis optimized, Hoffer® Q, Holladay 1, SRK/T, Shammas-PL, SRK/T Double K ]

### Interface

- Data communication via USB or LAN makes this device easy to handle.

### Video function

- Video mode is available for recording and playing on the UD-800. This function is effective in shortening testing or achieving informed consent.