

VIEWLIGHT[®]
POWERED BY INNOVATION

Inami



Operation Microscopes

L-0970

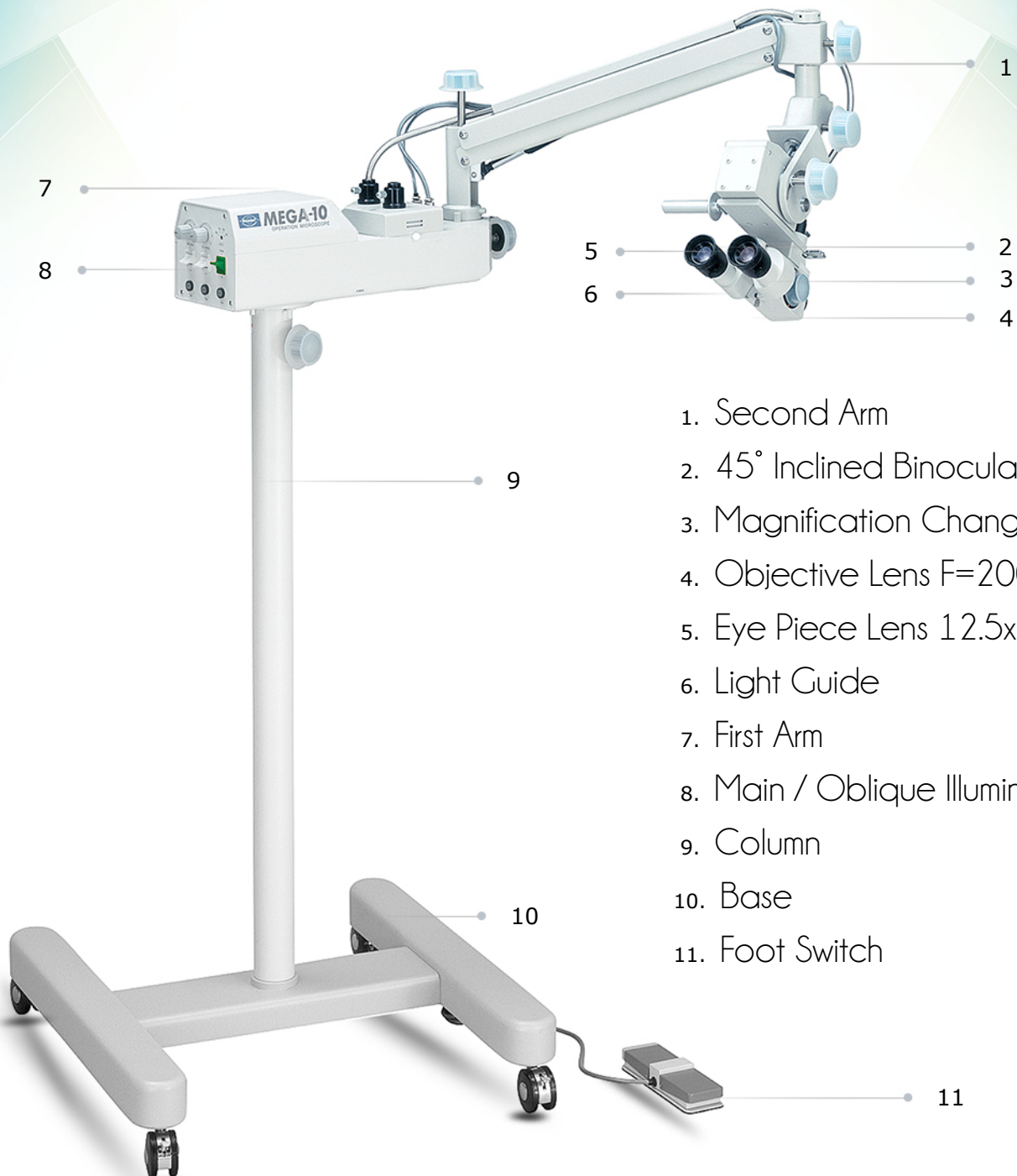


MADE **IN** JAPAN

Inami

Operation Microscopes

L-0970



1. Second Arm
2. 45° Inclined Binocular
3. Magnification Changer
4. Objective Lens F=200mm
5. Eye Piece Lens 12.5x
6. Light Guide
7. First Arm
8. Main / Oblique Illuminators
9. Column
10. Base
11. Foot Switch

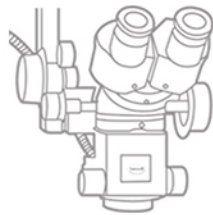
Features:

- The ergonomic design of L-0970 provides surgeon a clear and detailed illumination and observations for all patients.
- The L-0970 is a operation microscopes with user friendly features, wide range of expandability, and high quality optics.
- Power focusing and adjustable 5 steps magnifications.
- Intensity control and Improved operability
- New digital camera system available
- L-0970 offers a foot remote and continuous light intensity controller.

5 STEPS MAG



Magnification Ratio
4x, 6x, 10x, 16x, 25x



Microscope Head
Adjusting System



Operation Microscopes L-0970

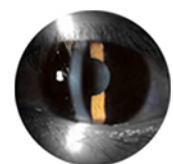
Product Introduction



L-0970 features the power focusing and adjustable 5 steps magnification, rich variety of optional accessories for further extends and functional abilities.



L-0970 side changer, which is located above of the microscope head, is a function that enables operators to maneuver easily.



L-0970 offers a friendly interface software system "Pixel Filer" intuitively controlled by the digital CCD camera.



L-0970 provides a motorized X & Y stage. All measurements can be taken directly on screen, and an automatic report can be generated with all the image and measurement data.



Other fuctions for the L-0970 includes a camera motorized focus, foot remote controller, continuous light intensity controller various filters.



By using this special adaptor bewtween magnification change box and prism box, any kind of surgeries will be available.



L-0970 optional accessories : extra beam splitter module, TV camera adapter, objective lens F= (200, 250, 300, 175, 350, 400) and CCD camera adapter built-in C mount system.

MADE **IN** JAPAN

Product Specifications

Operation Microscopes

L-0970



Microscope

Microscope Head Type	Galilean Type Microscope
Magnification Changer	Continuous zoom by drum rotation
Eye Piece	12.5x with helicoidal diopter adjustments
Magnification Ratio	4x, 6x, 10x, 16x, 25x
Field of View	φ72 ~ 11mm
Pupillary Adjustment	50 ~ 75mm
Objective Lens	F=250mm
Diopter Adjustment	-6D ~ +6D

Illumination

Filters	Retina Protection, Red-Free, Bulb color
Light Source	Halogen: Lamp Bulb 12V 150W (L016H1)
Max Intensity	80,000 Lux

Focal Adjustments

Type	Motorized
Adjustable Distance	40 mm
Focusing Speed	1.3mm / sec

Head Inclination

Head Inclination Angle	0 ~ 90°
Head Swing Angle	Left to Right -30° ±30° Left to Right -40° ±40°

Notes

Weight	15kgs
Dimensions	1090mm x 470mm
Input Voltage	AC100 ~ 240V
Power Consumption	50VA